



## Pendel overloopset / Pendel overflowset


1. Boor in de eerste lamel met 4 mm boor een gat in het midden van de einddop.  
Drill a hole in the middle of the end cap with the 4 mm drill bit.
2. Bevestig de 2 geleidingswielen aan de eerste lamel met de inbusbout . (maat inbus sleutel 2,5)  
Attach the 2 guiding wheels to the first slat with an inbus bolt. (size inbus key 2,5)





Boor M4 – Drill M4



Inbus bout – Inbus bolt



3. Verdeel de 8 pendels over de lengte van de afdekking en bevestig ze met Tork T9.  
Divide the 8 pendels over the length of the poolcover and attach them with Tork T9.
4. LET OP! Bevestig de pendels in het kleine gaatje, zie foto.  
ATTENTION! Attach the pendels in the small hole, see photo.



Tork T9 schroef - bolt (in het kleine gaatje - in the small hole)

